

THE FLIBBETS

Jenny Dooley - Virginia Dooley



STARTER



Express Publishing



CONTENTS

S	Hello!	4-7
1	My class	8-17
2	My family	18-27
3	My toys	28-37
4	My food	38-47
5	My face	48-57
6	My pet	58-67
7	My clothes	68-77
8	At the beach	78-87
	Phonics	88-95
	My Picture Dictionary	96-103
	Mother's Day	104
	Stickers	



Gradual introduction of vocabulary with increasing number of words per level

Presentation of new words (first set)

3



My toys Lesson 1

New words



New words presentation on the IWB

28

- 1 Listen & say.
- 2 Colour.
- 3 Point & say.

Vocabulary: ball, doll, teddy bear
Structures: What's this? (It's) a ball. A red ball.



Short instructions for teachers

Target language

Visual instructions for pupils




Variety of exercises to enhance language

1 Look & circle the toys.

2 Point & say.


Vocabulary: ball, doll, teddy bear, blue, green, red, yellow

Structures: (Find a yellow doll, please.) Here it is!



Lesson 3

Let's sing!



30

- 1 Listen & say.
- 2 Trace.
- 3 Listen & sing.

Vocabulary: ball, doll, teddy bear, one, two, three
Structures: (Count with me:) one, two, three teddy bears.

Songs to reinforce new
language in a fun way



Development
of pupils'
thinking skills




- 1 Point, count & say.
- 2 Think & match.

Vocabulary: ball, doll, teddy bear, one, two, three
Structures: Count with me: one, two. Two teddy bears!



Lessons 5 - 6



AB, p. 20



1 Watch.

2 Tell the story.




 Act out: 'Find my red ball, please.' 'Here it is!'

Drama



Lesson 7

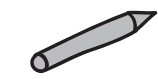
Values Be tidy!




Lesson 8

AB, p. 21

CLIL: Maths!



1 2 3



1 2 3



1 2 3



1 2 3



1 2 3




1 2 3

1 Count & circle.

2 Point & say.

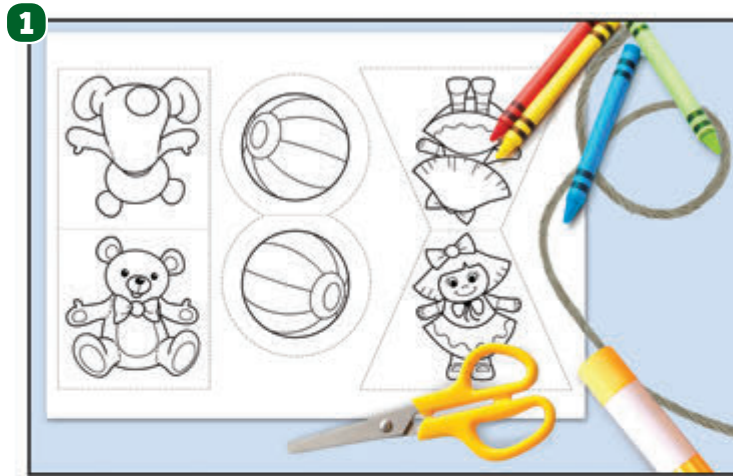
Vocabulary: ball, doll, teddy bear, book, crayon, pencil, one, two, three

Structure: Count with me: one, two. Two crayons.



Lesson 9

Show the class!



Lesson 10

AB, p. 22-23

Now I can say ...




Stickers promoting a hands-on revisional approach

Reward sticker

- 1 Point, count & say.
- 2 Find & stick.

Vocabulary: ball, doll, teddy bear, one, two, three
Structure: Look! One teddy bear.





Optional section at the back of the Pupil's Book to introduce pupils to literacy skills



AB, p. 56

My toys



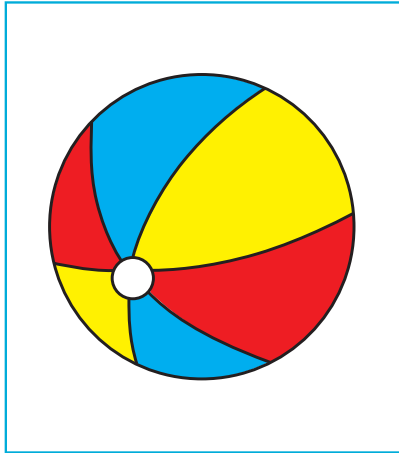


- 1 Listen & say.
- 2 Trace the letter.
- 3 Colour & say.





My Picture
Dictionary



Mother's Day

Special Days

Extra worksheets in the Teacher's Book & The Flibets microsite



- 1 Colour.
- 2 Listen & sing.

Structure: Happy Mother's day!

